

LITTLE ANGELS FOUNDATION PREEMIE SIZE CUT LIST							
Part	Description	Qty	Wood	Thickness	Width	Length	Notes
A	Sides:Box	2	Hardwood	15/16"	7	15 7/8	#2 Cypress
B	Ends:Box	2	Hardwood	15/16"	7	8	#2 Cypress
C	Bottom:Box	1	Plywood	5/8	8	14	China Birch
D	Base Molding:Box	1	Hardwood	15/16"	1 1/2	59	#2 Cypress, Molded using 3/4" cove bit
E	Base Molding:Top	1	Hardwood	15/16"	1 1/2	57 1/2	#2 Cypress, Molded using 3/4" cove bit
F	Crown Moding:Top	1	Hardwood	N/A	3 1/4	49 1/2	3 1/4" Cypress Crown Molding
G	Cap:Top	1	Hardwood	15/16"	4 1/8*	10 1/8*	#2 Cypress; Dimensions are estimates, cut to fit

Construction Notes:

1. Joinery is butt joints that are glued and brad nailed
2. #2 Cypress is nominal 1", it will come surfaced on 3 sides and is typically 15/16" thick

LITTLE ANGELS FOUNDATION NEWBORN SIZE CUT LIST							
Part	Description	Qty	Wood	Thickness	Width	Length	Notes
A	Sides:Box	2	Hardwood	15/16"	7	25 7/8	#2 Cypress
B	Ends:Box	2	Hardwood	15/16"	7	12	#2 Cypress
C	Bottom:Box	1	Plywood	5/8	12	24	China Birch
D	Base Molding:Box	1	Hardwood	15/16"	1 1/2	87	#2 Cypress, Molded using 3/4" cove bit
E	Base Molding:Top	1	Hardwood	15/16"	1 1/2	85 1/2	#2 Cypress, Molded using 3/4" cove bit
F	Crown Moding:Top	1	Hardwood	N/A	3 1/4	77 1/2	3 1/4" Cypress Crown Molding
G	Cap:Top	1	Hardwood	15/16"	8 1/8*	20 1/8*	#2 Cypress; Dimensions are estimates, cut to fit

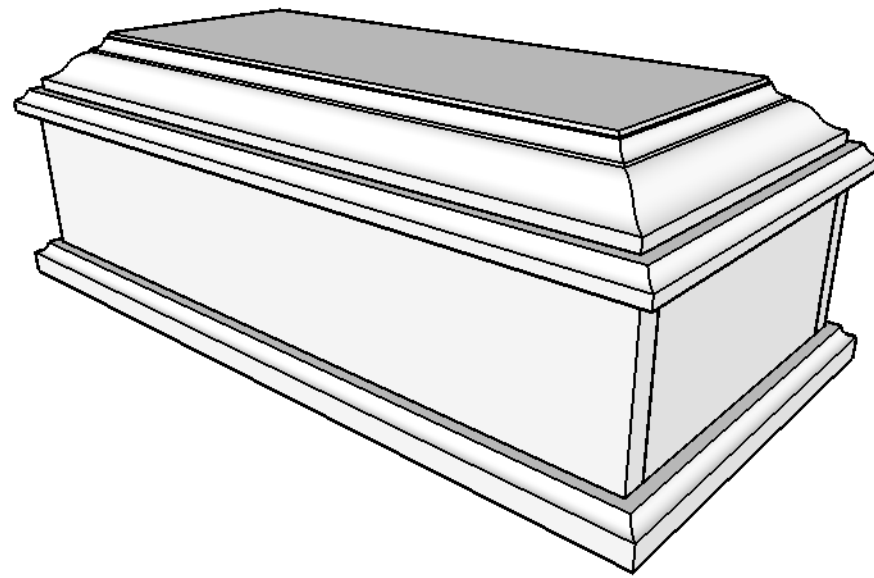
Construction Notes:

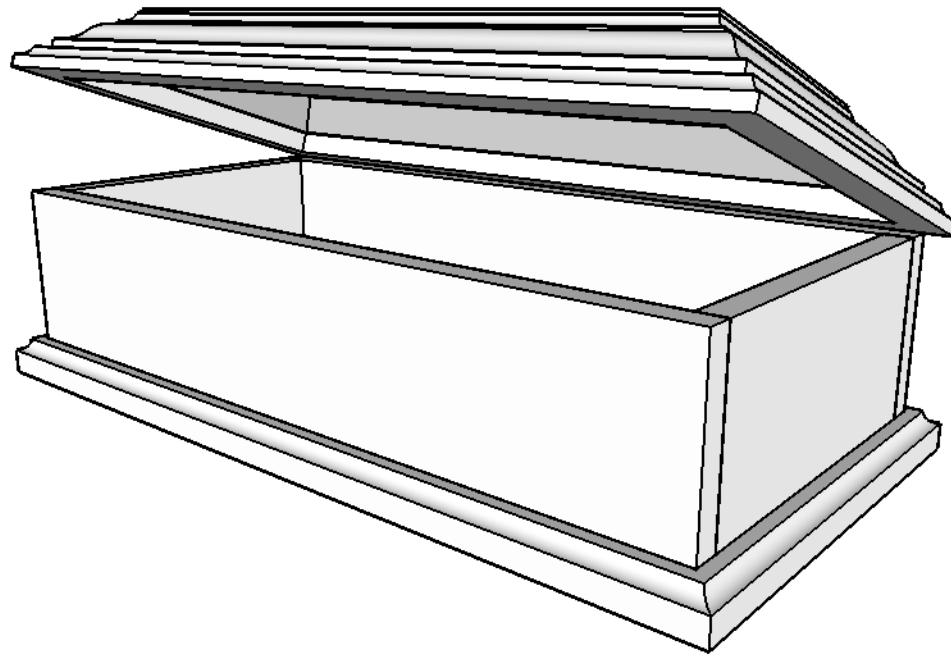
1. Joinery is butt joints that are glued and brad nailed
2. #2 Cypress is nominal 1", it will come surfaced on 3 sides and is typically 15/16" thick

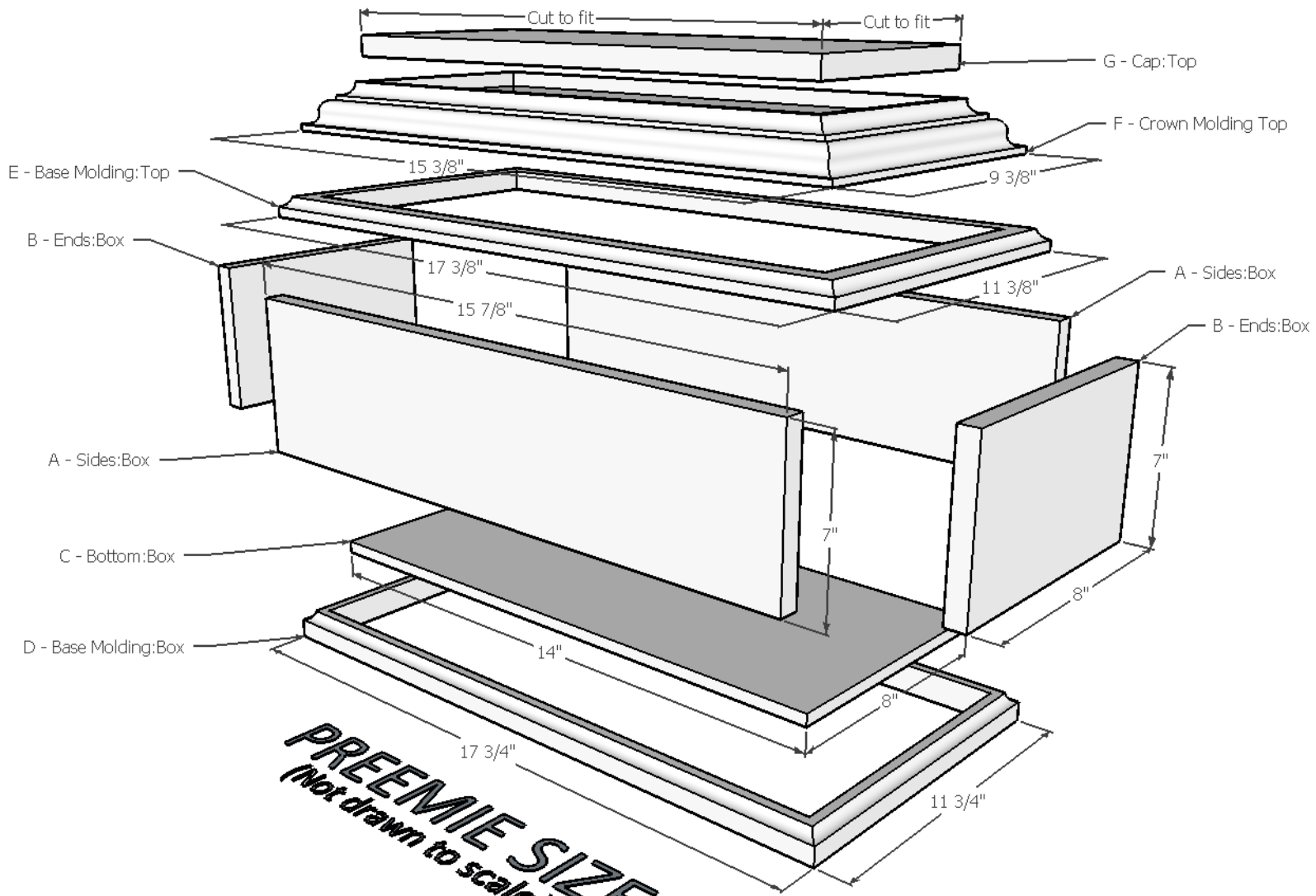
LITTLE ANGELS FOUNDATION INFANT SIZE CUT LIST							
Part	Description	Qty	Wood	Thickness	Width	Length	Notes
A	Sides:Box	2	Hardwood	15/16"	8	31 7/8	#2 Cypress
B	Ends:Box	2	Hardwood	15/16"	8	13	#2 Cypress
C	Bottom:Box	1	Plywood	5/8	13	30	China Birch
D	Base Molding:Box	1	Hardwood	15/16"	1 1/2	101	#2 Cypress, Molded using 3/4" cove bit
E	Base Molding:Top	1	Hardwood	15/16"	1 1/2	99 1/2	#2 Cypress, Molded using 3/4" cove bit
F	Crown Moding:Top	1	Hardwood	N/A	3 1/4	91 1/2	3 1/4" Cypress Crown Molding
G	Cap:Top	1	Hardwood	15/16"	9 1/8*	26 1/8*	#2 Cypress; Dimensions are estimates, cut to fit

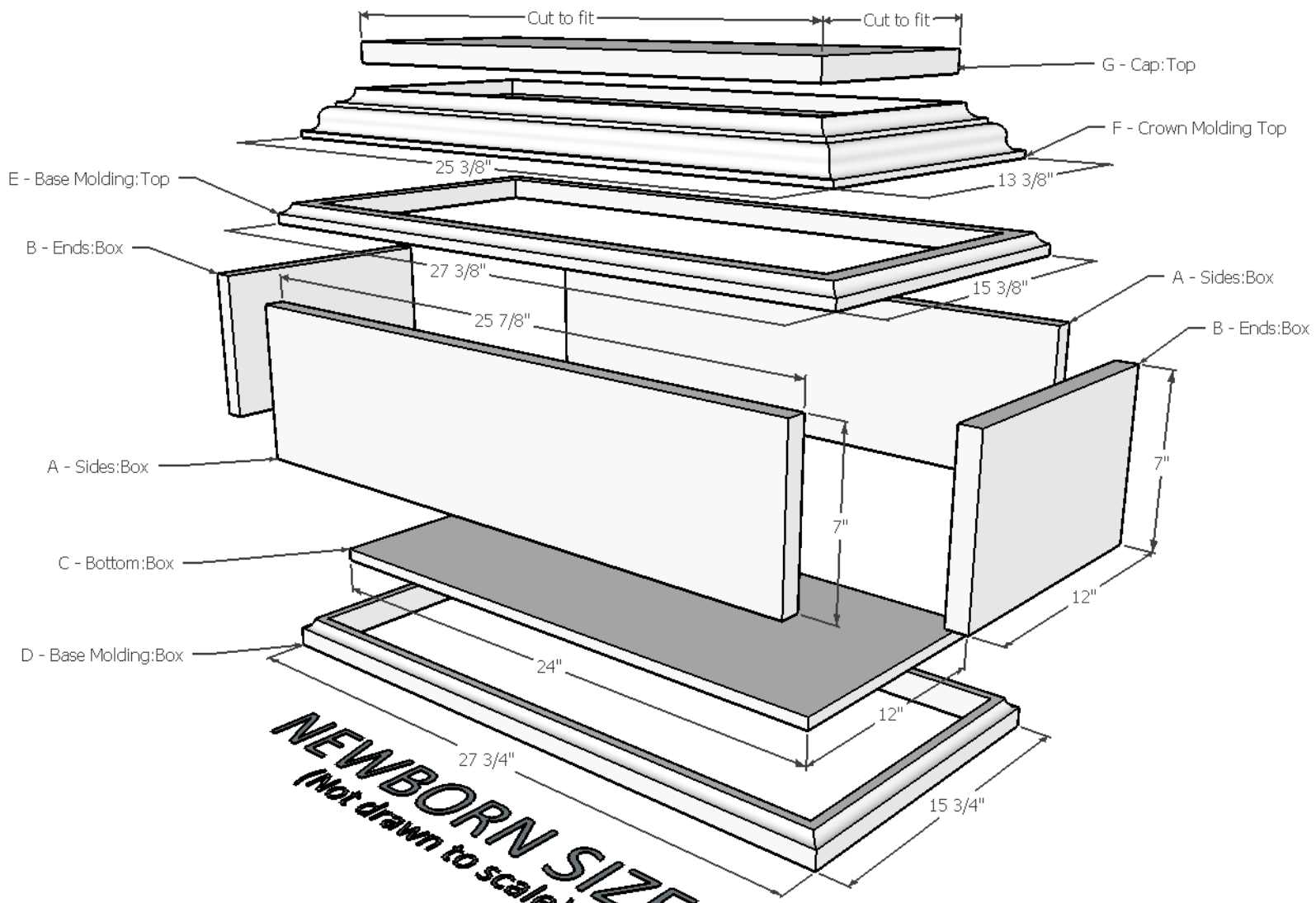
Construction Notes:

1. Joinery is butt joints that are glued and brad nailed
2. #2 Cypress is nominal 1", it will come surfaced on 3 sides and is typically 15/16" thick









NEWBORN SIZE
(Not drawn to scale)

