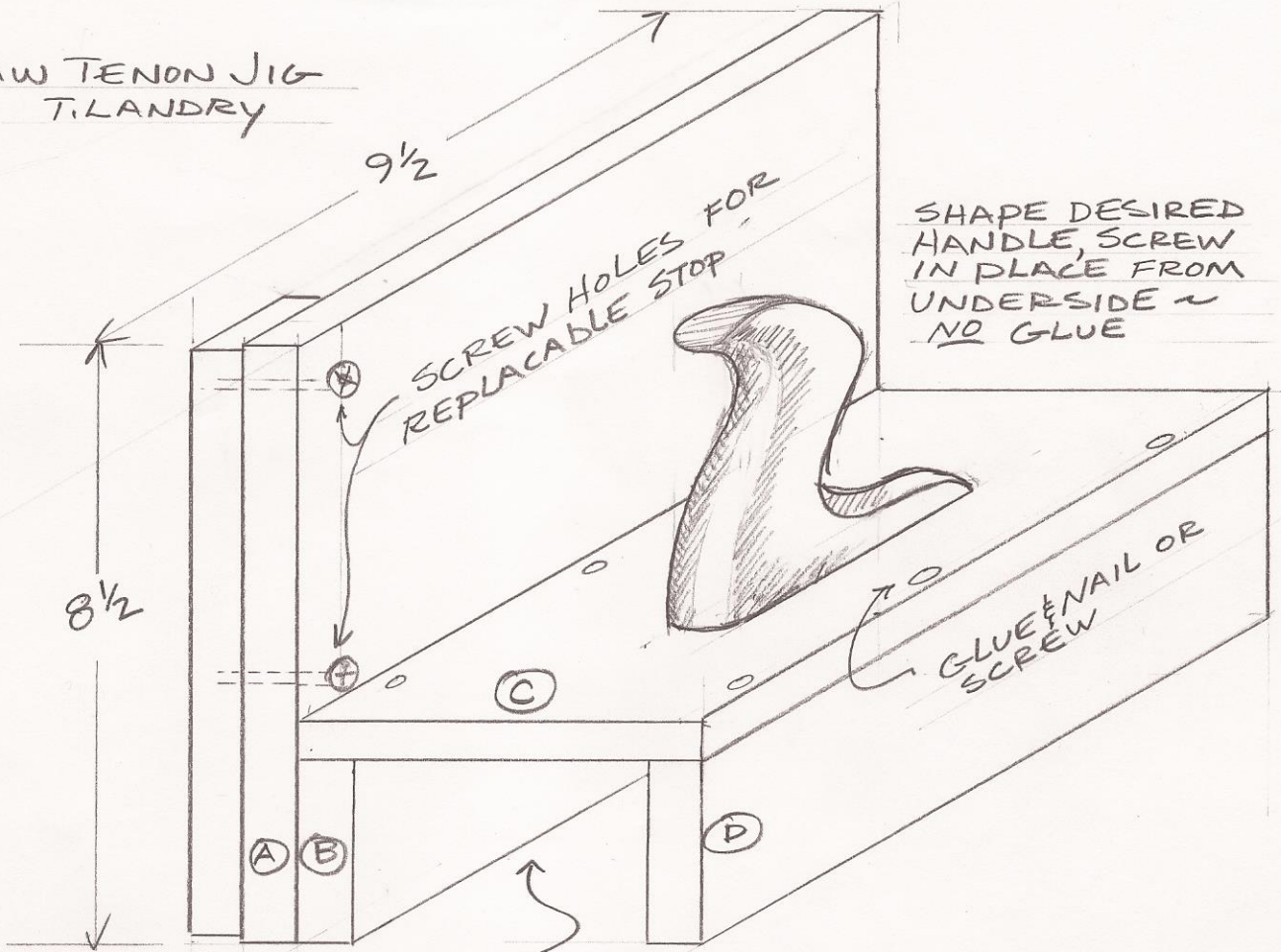


TABLE SAW TENON JIG  
11-01 T. LANDRY



REPLACABLE STOP  
APPROX. 1 1/2 IN X 8 1/2

SIZE INVERTED "U" CHANNEL  
TO FIT YOUR SAW FENCE


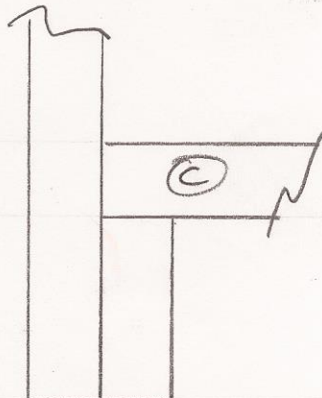
NOTE - ALL MATERIALS ~ 3/4 IN PLYWOOD  
PARTS B & D MUST BE EXACT SAME DIMENSIONS

~ ORDER OF ASSEMBLY ~

① ATTACH PARTS  
A & B  
BOTTOM EDGES  
MUST BE FLUSH

② ATTACH  
PART C

③ PLACE ENTIRE ASSEMBLY  
OVER FENCE W/ PAPER  
SHIM BETWEEN FENCE  
AND PART D, ATTACH  
WITH SCREWS



TEMPORARY PAPER SHIM